

AlphaTech Capital / Micro Short Term Futures
Accepting New Investors: Yes

Systematic / Trend Following / Short-Term / Diversified
4.7 Exempt - QEPs Only

Pro-Forma performance adjusted for a 1% management and a 10% incentive fee.

Year	Jan	Feb	Mar	Apr	May	Jun	Jul	Aug	Sep	Oct	Nov	Dec
2024		3.12%	3.92%	-2.56%	-1.32%	-1.71%	-2.13%	2.58%	0.03%			

		2024 YTD
ROR		1.71%
Max DD		-7.50%

The Notes Below Are An Integral Part of this Report | Track Record Compiled By: CTA Services

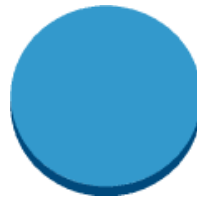
Program Description: The Micro Short Term Futures program is a highly systematic and diversified approach to trading, utilizing the Market Profile® methodology to identify momentum trades across a portfolio of 16 futures markets. Our proprietary software employs time-variable data sets, studies, and dynamic risk management techniques to create a system with convexity that is effective in all market conditions. Additionally, we utilize artificial intelligence to ensure consistent execution without human bias. With an average trade holding period of 7 days, our system is able to identify opportunities beyond the reach of traditional CTAs. These unique characteristics enable us to provide diversifying attributes beyond the specific markets we trade.

Investment Information

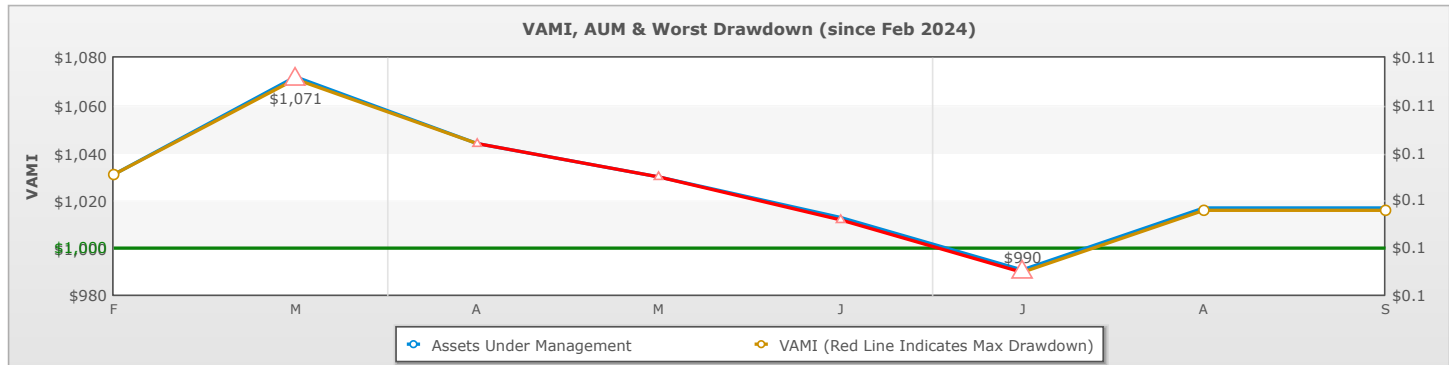
Program Start Date	Feb-2024
Minimum Investment	100,000
Management Fee	1.00%
Incentive Fee	10.00%
Margin	4-25 %
Round Turns per Million	450
Currency	US Dollar
NFA No:	#0550486

Trading Strategy

100% Systematic



Market Segment



Program Statistics

Peak-to-Valley Drawdown (1) (Mar 2024 - Jul 2024)	-7.50%
Worst Monthly Return (Apr 2024)	-2.56%
Current Losing Streak	-5.09%
Average Monthly Return	0.24%

Annualized Statistics

Annualized Compounded ROR (2)	N/A%
Standard Deviation	8.98%
Sharpe Ratio (4)	0.21
36 Month Calmar Ratio (3)	N/A

PAST PERFORMANCE IS NOT NECESSARILY INDICATIVE OF FUTURE RESULTS. TRADING FUTURES AND OPTIONS INVOLVES SUBSTANTIAL RISK OF LOSS AND IS NOT SUITABLE FOR ALL INVESTORS. THERE ARE NO GUARANTEES OF PROFIT. PROSPECTIVE CLIENTS SHOULD NOT BASE THEIR DECISION TO INVEST SOLELY ON THE PAST PERFORMANCE PRESENTED HEREIN.

Ascent Capital Management
311 S. Wacker Drive - Suite 600 * Chicago, IL 60606
Office: 312-283-3350 Email: info@ascentcm.com | Web Address: http://www.ascentcm.com

Time Window Analysis

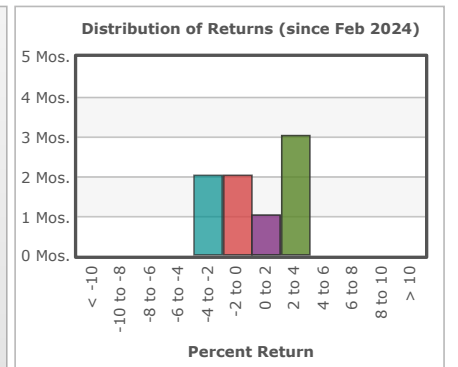
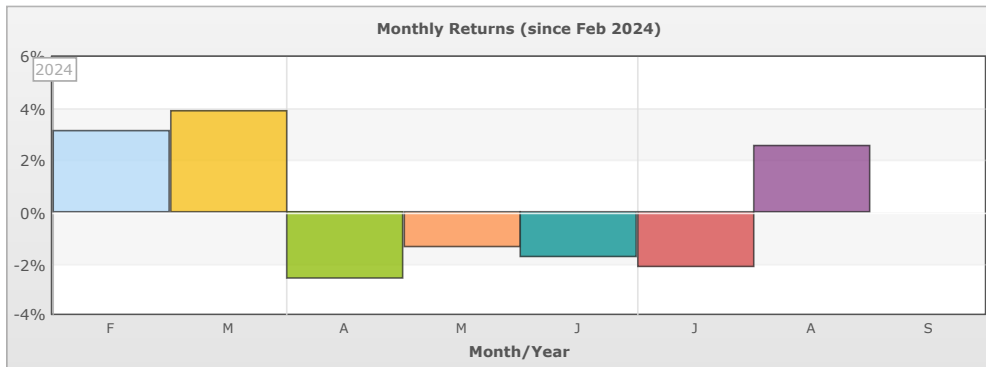
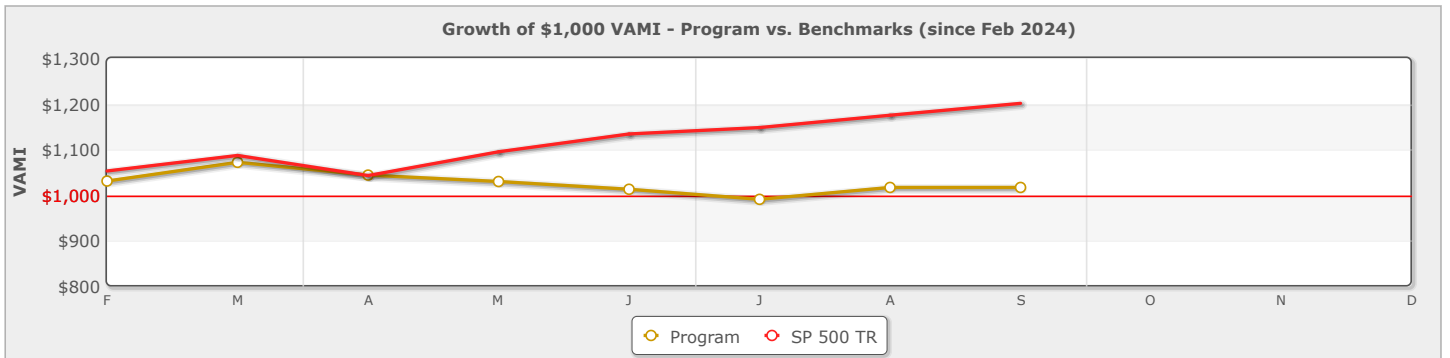
Length	Best	Average	Worst
1 mo	3.9%	0.2%	-2.6%
3 mo	4.4%	-1.2%	-5.5%
6 mo	-0.9%	-2.5%	-5.1%

Historical Drawdown and Recoveries***

Start	Depth	Length	Recovery	End
Apr-24	-7.50%	4 mo	2 mo	n/a

Comparisons

	Program	SP 500 TR
Annualized Compound ROR	2.57%	31.56%
Cumulative Return	1.71%	20.06%
Cumulative VAMI (5)	1017	1201
Largest Monthly Gain	3.92%	5.34%
Largest Monthly Loss	-2.56%	-4.08%
Correlation	—	0.491
Last 12 Months	1.71%	36.36%
Last 36 Months	1.71%	40.18%



PAST PERFORMANCE IS NOT NECESSARILY INDICATIVE OF FUTURE RESULTS. TRADING FUTURES AND OPTIONS INVOLVES SUBSTANTIAL RISK OF LOSS AND IS NOT SUITABLE FOR ALL INVESTORS. THERE ARE NO GUARANTEES OF PROFIT. PROSPECTIVE CLIENTS SHOULD NOT BASE THEIR DECISION TO INVEST SOLELY ON THE PAST PERFORMANCE PRESENTED HEREIN.

+ NOTES: Pro-Forma performance adjusted for a 1% management and a 10% incentive fee.

A Qualified Eligible Person ('QEP') must meet the following two requirements: 1) the investor must first be an accredited investor. The most common ways for this are to either have a net worth of \$1,000,000 or more OR an annual income of \$200,000 or more for the last two years OR, combined with a spouse, \$300,000 per year for two years, 2) the investor must meet an additional portfolio requirement, which is having \$2,000,000 in securities holdings OR \$200,000 in margin on deposit with a Futures Commission Merchant OR a combination of the two (for example, \$1,000,000 in securities and \$100,000 in margin).

PURSUANT TO AN EXEMPTION FROM THE COMMODITY FUTURES TRADING COMMISSION IN CONNECTION WITH ACCOUNTS OF QUALIFIED ELIGIBLE PERSONS, THIS BROCHURE OR ACCOUNT DOCUMENT IS NOT REQUIRED TO BE, AND HAS NOT BEEN, FILED WITH THE COMMISSION. THE COMMODITY FUTURES TRADING COMMISSION DOES NOT PASS UPON THE MERITS OF PARTICIPATING IN A TRADING PROGRAM OR UPON THE ADEQUACY OR ACCURACY OF COMMODITY TRADING ADVISOR DISCLOSURE. CONSEQUENTLY, THE COMMODITY FUTURES TRADING COMMISSION HAS NOT REVIEWED OR APPROVED THIS TRADING PROGRAM OR THIS BROCHURE OR ACCOUNT DOCUMENT.

** The drawdown begins in the month listed as start. The length in months of the drawdown is listed under length. The recovery begins in the following month, and the length of the recovery period is listed under recovery. The date listed as end is the month that the program recovered from the drawdown.

Please note that the monthly performance numbers, ROR and Drawdowns are based on end of month values and are not reflective of intramonth volatility.

Statistical Notes

1. Peak to Valley Drawdown ("Maximum Drawdown") is the worst drawdown % loss over the period of 2024-02-29 to 2024-09-30
2. ROR calculations are not provided when there are less than 12 data points.
3. Calmar Ratio Uses last 36 months of Data

ROR = Rate of Return

SP 500 TR: The S&P 500 indices are designed to reflect all sectors of the U.S. equity markets. The S&P 500 includes 500 blue chip, large cap stocks, which together represent about 75% of the total U.S. equities market. Companies eligible for addition to the S&P 500 have market capitalization of at least US\$3.5 billion. The TR Index accounts for the reinvestment of dividends.

This report has been prepared from information provided by the Trader and is believed to be reliable. This report should be read in conjunction with the Trader's Disclosure Document.

PAST PERFORMANCE IS NOT NECESSARILY INDICATIVE OF FUTURE RESULTS. TRADING FUTURES AND OPTIONS INVOLVES SUBSTANTIAL RISK OF LOSS AND IS NOT SUITABLE FOR ALL INVESTORS. THERE ARE NO GUARANTEES OF PROFIT NO MATTER WHO IS MANAGING YOUR MONEY. THERE IS AN UNLIMITED RISK OF LOSS IN SELLING OPTIONS. YOU SHOULD CAREFULLY CONSIDER WHETHER COMMODITY FUTURES AND OPTIONS IS SUITABLE FOR YOU IN LIGHT OF YOUR FINANCIAL CONDITION. AN INVESTOR MUST READ AND UNDERSTAND THE MANAGER'S CURRENT DISCLOSURE DOCUMENT BEFORE INVESTING.