

**EMC Capital Advisors, LLC / EMC Tactical Commodity Program**  
Accepting New Investors: Yes

**Trend Following / Diversified**  
4.7 Exempt - QEPs Only

**Performance Since September 2022**

Year	Jan	Feb	Mar	Apr	May	Jun	Jul	Aug	Sep	Oct	Nov	Dec
2022									-2.50%	-1.04%	-11.30%	1.00%
2023	-0.50%	-0.80%	1.20%	11.90%	2.10%	-12.00%	-2.70%	0.10%	1.90%	-5.60%	-2.60%	-2.80%
2024	-2.41%	14.27%	0.21%	10.13%	-5.26%	-4.39%	-7.14%	-5.90%	-0.79%			

	2022	2023	2024 YTD
ROR	-13.57%	-10.92%	-3.36%
Max DD	-14.42%	-21.94%	-21.47%

**The Notes Below Are An Integral Part of this Report | Track Record Compiled By: N/A**

**Program Description:** EMC employs quantitative, trend following trading models to a diversified portfolio of futures markets. Portfolio composition, trading systems, and risk management are the three core components of the investment strategy. EMC incorporates diversification in the design of its systems: 1) Each system is based on an independent concept of market behavior, 2) Systems are strategically added for non-correlation, 3) Systems are further diversified across multiple time frames, 4) System concepts are unique and proprietary to EMC.

The Tactical Commodity Program is a carve out of our Classic Program plus a few commodity currencies. There is more risk per program with the addition of participation in financial futures resulting in a higher risk/reward profile.

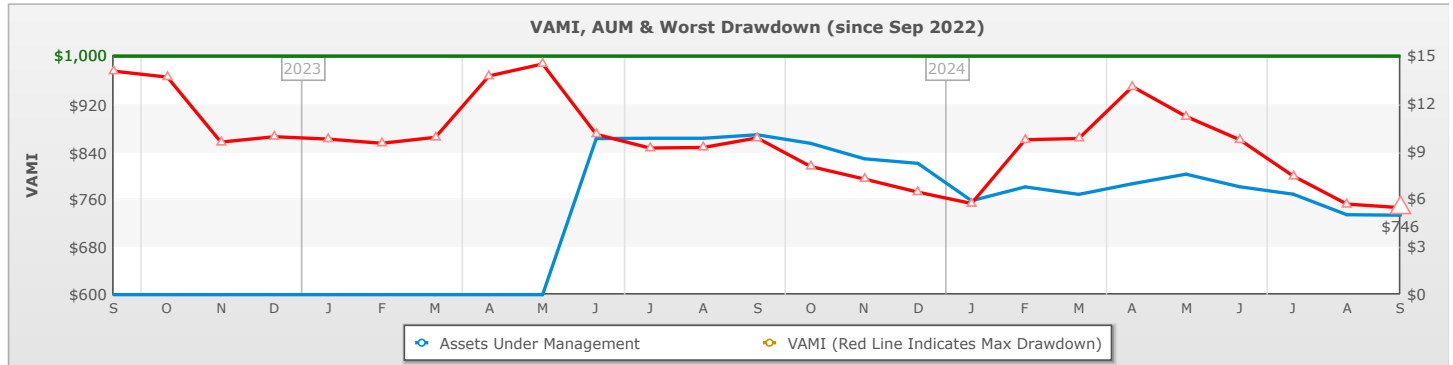
**Investment Information**

Program Start Date	Sep-2022
Minimum Investment	0
Management Fee	2.00%
Incentive Fee	20.00%
Margin	13%
Round Turns per Million	2,000
Currency	US Dollar
NFA No:	#0466576

**Trading Strategy**

100% Systematic

**Market Segment**



**Program Statistics**

Peak-to-Valley Drawdown (1) (Sep 2022 - Sep 2024)	-25.59%
Worst Monthly Return (Jun 2023)	-12.00%
Current Losing Streak	-25.59%
Average Monthly Return	-1.00%

**Annualized Statistics**

Annualized Compounded ROR (2)	-13.23%
Standard Deviation	21.28%
Sharpe Ratio (4)	-0.61
36 Month Calmar Ratio (3)	N/A

**PAST PERFORMANCE IS NOT NECESSARILY INDICATIVE OF FUTURE RESULTS. TRADING FUTURES AND OPTIONS INVOLVES SUBSTANTIAL RISK OF LOSS AND IS NOT SUITABLE FOR ALL INVESTORS. THERE ARE NO GUARANTEES OF PROFIT. PROSPECTIVE CLIENTS SHOULD NOT BASE THEIR DECISION TO INVEST SOLELY ON THE PAST PERFORMANCE PRESENTED HEREIN.**

**Time Window Analysis**

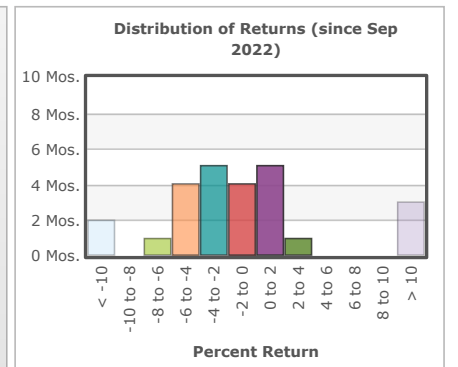
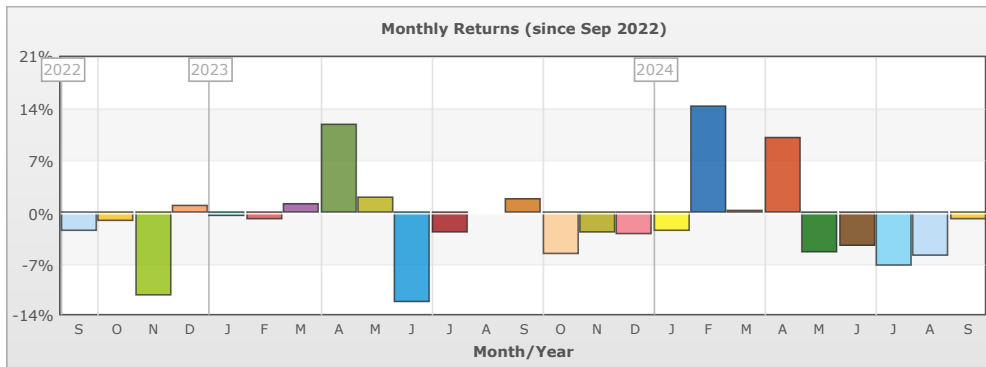
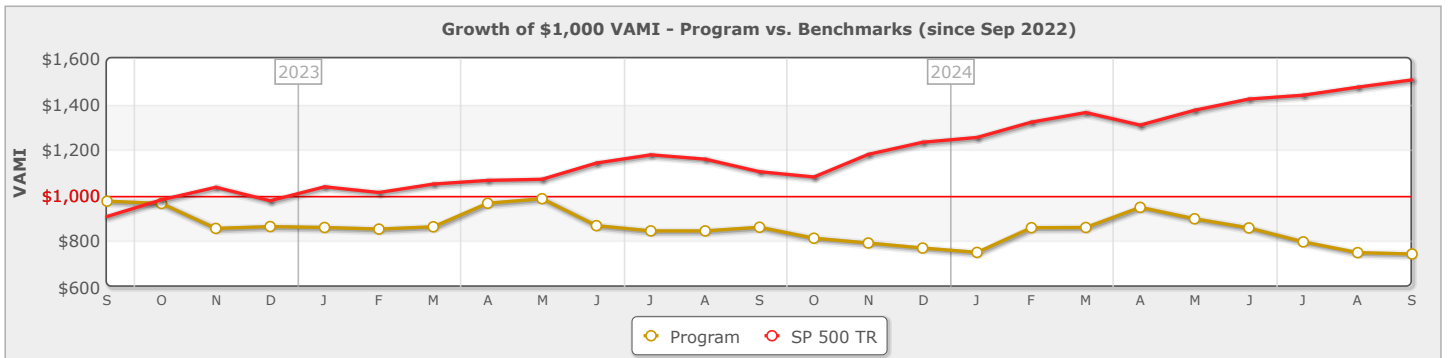
Length	Best	Average	Worst
1 mo	14.3%	-1%	-12%
3 mo	26.1%	-2.6%	-16.5%
6 mo	16.5%	-2.4%	-19.7%
12 mo	0.6%	-8.3%	-15.7%
18 mo	4.9%	-7.1%	-14.1%
24 mo	-23.7%	-24.3%	-25%

**Historical Drawdown and Recoveries\*\*\***

Start	Depth	Length	Recovery	End
Sep-22	-25.59%	25 mo	0 mo	n/a

**Comparisons**

	Program	SP 500 TR
Annualized Compound ROR	-13.23%	21.70%
Cumulative Return	-25.59%	50.56%
Cumulative VAMI (5)	744	1506
Largest Monthly Gain	14.27%	9.13%
Largest Monthly Loss	-12.00%	-9.21%
Correlation	—	-0.216
Last 12 Months	-13.63%	36.36%
Last 36 Months	-25.59%	40.18%



**PAST PERFORMANCE IS NOT NECESSARILY INDICATIVE OF FUTURE RESULTS. TRADING FUTURES AND OPTIONS INVOLVES SUBSTANTIAL RISK OF LOSS AND IS NOT SUITABLE FOR ALL INVESTORS. THERE ARE NO GUARANTEES OF PROFIT. PROSPECTIVE CLIENTS SHOULD NOT BASE THEIR DECISION TO INVEST SOLELY ON THE PAST PERFORMANCE PRESENTED HEREIN.**

**+ NOTES:**

A Qualified Eligible Person ('QEP') must meet the following two requirements: 1) the investor must first be an accredited investor. The most common ways for this are to either have a net worth of \$1,000,000 or more OR an annual income of \$200,000 or more for the last two years OR, combined with a spouse, \$300,000 per year for two years, 2) the investor must meet an additional portfolio requirement, which is having \$2,000,000 in securities holdings OR \$200,000 in margin on deposit with a Futures Commission Merchant OR a combination of the two (for example, \$1,000,000 in securities and \$100,000 in margin).

PURSUANT TO AN EXEMPTION FROM THE COMMODITY FUTURES TRADING COMMISSION IN CONNECTION WITH ACCOUNTS OF QUALIFIED ELIGIBLE PERSONS, THIS BROCHURE OR ACCOUNT DOCUMENT IS NOT REQUIRED TO BE, AND HAS NOT BEEN, FILED WITH THE COMMISSION. THE COMMODITY FUTURES TRADING COMMISSION DOES NOT PASS UPON THE MERITS OF PARTICIPATING IN A TRADING PROGRAM OR UPON THE ADEQUACY OR ACCURACY OF COMMODITY TRADING ADVISOR DISCLOSURE. CONSEQUENTLY, THE COMMODITY FUTURES TRADING COMMISSION HAS NOT REVIEWED OR APPROVED THIS TRADING PROGRAM OR THIS BROCHURE OR ACCOUNT DOCUMENT.

\*\* The drawdown begins in the month listed as start. The length in months of the drawdown is listed under length. The recovery begins in the following month, and the length of the recovery period is listed under recovery. The date listed as end is the month that the program recovered from the drawdown.

Please note that the monthly performance numbers, ROR and Drawdowns are based on end of month values and are not reflective of intramonth volatility.

**Statistical Notes**

1. Peak to Valley Drawdown ("Maximum Drawdown") is the worst drawdown % loss over the period of 2022-09-30 to 2024-09-30
2. The Annualized Compounded ROR is the average return of an investment over a number of years. It smoothes out returns by assuming constant growth.
3. Calmar Ratio Uses last 36 months of Data

**ROR = Rate of Return**

**SP 500 TR:** The S&P 500 indices are designed to reflect all sectors of the U.S. equity markets. The S&P 500 includes 500 blue chip, large cap stocks, which together represent about 75% of the total U.S. equities market. Companies eligible for addition to the S&P 500 have market capitalization of at least US\$3.5 billion. The TR Index accounts for the reinvestment of dividends.

This report has been prepared from information provided by the Trader and is believed to be reliable. This report should be read in conjunction with the Trader's Disclosure Document.

**PAST PERFORMANCE IS NOT NECESSARILY INDICATIVE OF FUTURE RESULTS. TRADING FUTURES AND OPTIONS INVOLVES SUBSTANTIAL RISK OF LOSS AND IS NOT SUITABLE FOR ALL INVESTORS. THERE ARE NO GUARANTEES OF PROFIT NO MATTER WHO IS MANAGING YOUR MONEY. THERE IS AN UNLIMITED RISK OF LOSS IN SELLING OPTIONS. YOU SHOULD CAREFULLY CONSIDER WHETHER COMMODITY FUTURES AND OPTIONS IS SUITABLE FOR YOU IN LIGHT OF YOUR FINANCIAL CONDITION. AN INVESTOR MUST READ AND UNDERSTAND THE MANAGER'S CURRENT DISCLOSURE DOCUMENT BEFORE INVESTING.**